



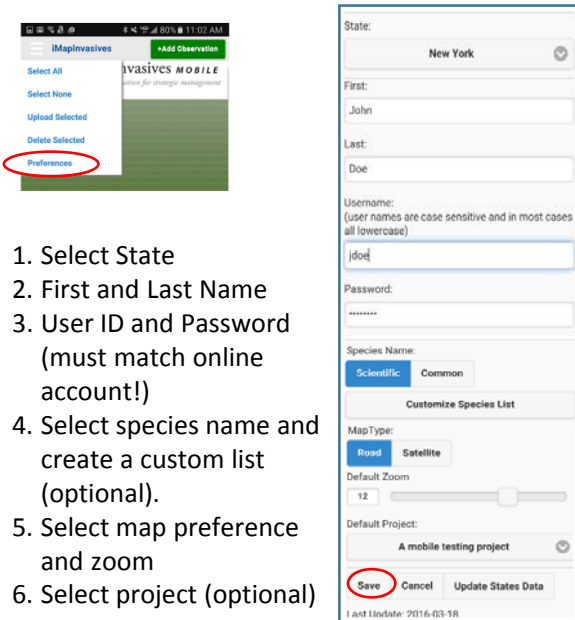
iMapinvasives Mobile App for Android or Apple

Report invasive species locations using your tablet or smartphone

- Before beginning you will need to register online with one of the participating states or province at www.imapinvasives.org
- Download app from Google Play or iOS App Store (search for “imapinvasives”)

Preferences

“Preferences” are your customized user settings. You will need to fill in your iMapInvasives account information to upload reports to the database.



1. Select State
2. First and Last Name
3. User ID and Password (must match online account!)
4. Select species name and create a custom list (optional).
5. Select map preference and zoom
6. Select project (optional)

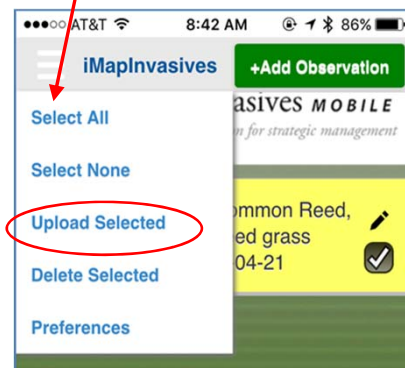
Make sure to save changes!

Home Page

From the home page users can add a new observation record, view records already collected and access all other functionality via the Menu.



Manually select **box** or choose **Select All** from the menu





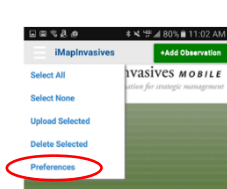
iMapinvasives Mobile App for Android or Apple

Report invasive species locations using your tablet or smartphone

- First you will need to request an iMapInvasives login online at:
www.NYiMapinvasives.org
- Download app from Google Play or iOS App Store (search for “imapinvasives”)

Preferences

“Preferences” are your customized user settings. You will need to fill in your iMapInvasives account information to upload reports to the database.



1. Select State
2. First and Last Name
3. User ID and Password (must match online account!)
4. Select species name and create a custom list (optional).
5. Select map preference and zoom
6. Select project (optional)

Make sure to save changes!

Questions? Contact:

imapinvasives@nynhp.org

www.NYimapinvasives.org

Home Page

From the home page users can add a new observation record, view records already collected and access all other functionality via the Menu.



Manually select box or choose Select All from the menu

